

MONTHLY MARKET MONITORING BULLETIN

Issue Number: 2 , September 2015

Background

The market data and information is collected from six Governorates through the Governorate Focal Units (GFU) and FSTS in Sanaa city. The prices are collected from Hodeidah, Hajjah, Dhamar, Hadramout and Sanaa city markets. The prices collected from at least 3 representative market centers and average is calculated for each location. The Market monitoring bulletin provides tables and charts that shows the monthly prices in the targeted Governorate markets. It also provides and allow the users to compare the current prices with the previous month and the pre-crisis prices.



Highlights:

- The availability of basic food commodities in the local market has slightly improved and the prices are more or less stable compared to previous month.
- The prices of locally produced cereals showed a slight increase in September 2015 compared with August 2015. The lowest price was noticed in Hadramout by 11%. However the prices increase in September is at a range of 50-100% compared with the same commodities in the pre-crisis era in February 2015,
- The prices of vegetables showed an increase in September compared to August 2015. The magnitude of this increase ranged from 4% to 30% in the targeted governorates.
- Compared to August 2015, the average price of wheat and wheat flour showed a slight decline in Sana'a and Hajja ranging from -1% to -12%. On the other hand, the price of the same commodities was slightly higher in September compared with the previous month prices in Dhamar by 13% for wheat flour and 27% for wheat, while it remained the same in Hadramout during the same period. The prices of wheat and wheat flour are far too high than the pre-crisis era in February 2015. The increase ranged from 13 to 52% in most governorates.
- There is no significant differences in the price of animal and chicken products in September 2015 compared to August 2015. Similarly, the increase or decrease in prices of 1 Kg of animal products is also negligible.
- The average price per liter of diesel and petrol showed a slight increase in September compared with August. The magnitude of this increase was 8% and 32% for diesel and petrol respectively. However, the prices of these commodities is 118 and 267% higher than the prices in February 2015,.
- Significant increase was noticed in the price of bottle of cooking gas (18-20kg). The increase ranges from 88% to 43% in Hadramout and Hodeidah respectively, 55% in Hajja, 98% in Dhamar and 119% in Sana'a compared to August 2015..It must be noted that this increase ranges from 88% in Hadramout to more than 200% in Sana'a and Hodeidah, 109% in Hajja and 333 % in Dhamar when compared to the pre-crisis era (February 2015).
- The price increase of staple food commodities, fuel and cooking gas combined with the absence of employment opportunities and drop in the house hold income will have significant impact on the economic access to food and affect the food security of both rural and urban population.

Monthly Average Prices of locally produced commodities

Cereals

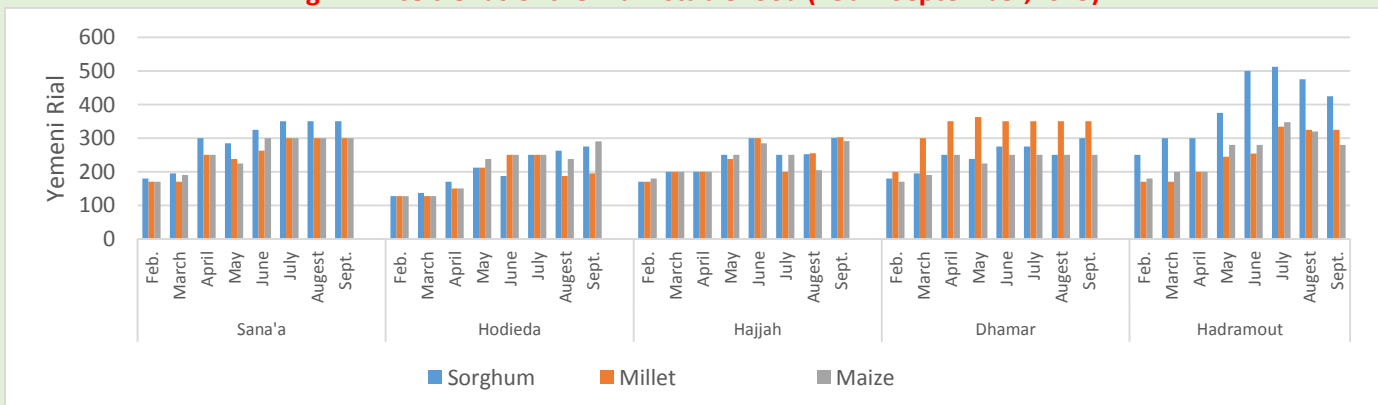
Item	Month	Sanaa	Hodeidah	Hajjah	Dhamar	Hadramout
Sorghum	Aug	350	263	253	250	475
	Sep	350	275	301	300	425
Millet	Aug	300	188	255	350	325
	Sep	300	195	303	350	325
Maize	Aug	300	238	205	250	320
	Sep	300	290	291	250	280
Barley	Aug	344	278	220	250	300
	Sep	375	283	272	200	300
Beans	Aug	381	313	285	333	415
	Sep	413	256	293	333	413
Lentils	Aug	488	488	375	475	500
	Sep	450	500	411	500	500

Vegetables

Commodity	Month	Sanaa	Hodeidah	Hajjah	Dhamar	Hadramout
Onion	Aug	250	213	275	250	200
	Sep	275	263	286	263	263
Tomato	Aug	275	300	275	275	375
	Sep	300	325	355	350	488
Potato	Aug	300	288	263	288	300
	Sep	300	300	321	288	313
Pepper	Aug	400	525	738	406	600
	Sep	450	550	938	513	731

The prices of vegetables showed an increase in September compared to August 2015. The magnitude of this increase ranged from 4% to 30% in the targeted governorates. Among vegetables, onions were most affected by this increase in Sana'a 10%, in Hodeidah 24%, in Hadramout 31%. Similar trends were observed in tomato prices. The increase in price is mainly seasonal

Fig. 1 .Price trends of the main stable food (Feb. - September,2015)





Imported food commodities

Table 3 : Average price Imported food commodities (YR/Kg), August/Sept. -2015

Commodities		Governorates				
		Sanaa	Hodeidah	Hajjah	Dhamar	Hadramout
Wheat	Aug	170	120	130	120	160
	Sep	150	123	117	153	160
Wheat flour	Aug	183	154	148	150	150
	Sep	165	160	146	170	150
Sugar	Aug	180	153	150	200	200
	Sep	180	168	160	180	195
Rice	Aug	200	300	150	200	275
	Sep	200	300	166	200	275
Veg. oil	Aug	416	363	440	412	300
	Sep	416	309	453	412	270

Compared to August 2015, the average price of wheat and wheat flour showed a slight decline in Sana'a and Hajja ranging from -1% to -12%. On the other hand, the price of same commodities were slightly higher in September compared with August in Dhamar by 13% for wheat flour 27% for wheat, while it remained the same in Hadramout during the same period. The prices of wheat and wheat flour are far too high than the pre-crisis era in February 2015. The increase ranged from 13 to 52% in most governorates. The price of sugar in September showed a decline in both Hajjah and Hodeidah ranging from 12% to 19 % when compared to the pre-crisis era (February 2015). The price of rice in September is significantly higher when compared with the pre-crisis era. The magnitude of this increase ranges from 11% in Hajjah to 33% in Sana'a and 33% in Dhamar and 10% in Hadramout.

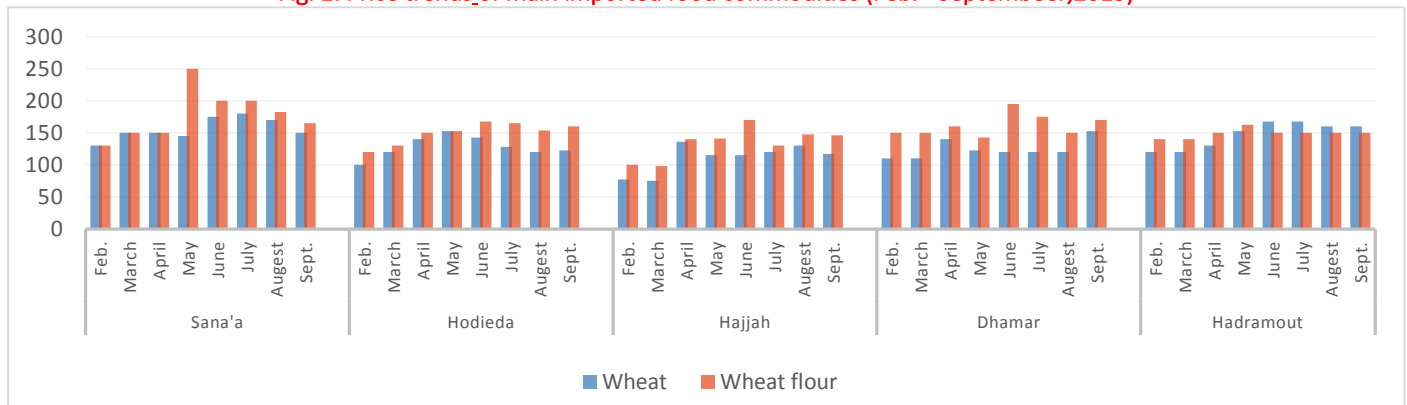
Fisheries

Table (4) Availability & Average price of fish common types (YR/Kg), August/Sept. 2015

Governorates		Common Fish Types		
		Thamad	Sakhla	Jahsh
Sana'a	Aug	1400	1550	1050
	Sep	1750	1733	1275
Dhamar	Aug	NA	3000	1650
	Sep	NA	3000	1750
Hodeidah	Aug	NA	1775	1500
	Sep	NA	1725	1500
Hadramout	Aug	1875	2200	1200
	Sep	1325	4400	900
Hajjah	Aug	1950	2125	1525
	Sep	2050	2195	1738

- The price of different types of fishes slightly higher in September when compared to August prices. The magnitude of this increase ranges from 5 to 10% in most governorates. However, the price of some types of fish declined in Hadramout (Thamad and Jahsh).
- Moreover, lack of refrigeration and expensive fuel in the parallel market as well as termination of export of fishes render it difficult to market fish. Consequently, the prices of Tamad and Jahsh types are getting low in Hadramout

Fig. 2. Price trends of main imported food commodities (Feb. - September, 2015)



Livestock and livestock products

Table 5 : Average price of animal products (YR/Kg) August -Sept.-2015

Commodities		Sanaa	Hodeidah	Hajjah	Dhamar	Hadramout
Beef)	Aug	1950	2500	2000	2000	NA
	Sep	2000	2500	2050	2000	NA
Mutton	Aug	2500	2500	2000	2500	3375
	Sep	2500	2500	2075	2500	3500
Milk (liter)	Aug	300	375	410	450	350
	Sep	300	305	443	450	413
	Aug	1050	850	855	900	983
Chicken meat	Sep	1163	1000	1161	975	825
	Aug	900	813	800	825	913
Eggs 30/pack	Sep	900	900	1033	925	1000

There is no significant differences in the price of animal and chicken products in September 2015 compared to August 2015. The increase or decrease in prices of 1 Kg of animal products is negligible.

Table 6 : Average price of live animal (YR/Head), August-Sept. ,2015

Commodities		Governorates				
		Sanaa	Hodeid.	Hajja	Dhamr	Hadramout
Sheep	Aug	19375	15000	14875	21500	25000
	Sep	26500	16250	22000	22875	20000
Goat	Aug	19375	13000	13750	23375	30000
	Sep	26500	18250	21000	24500	23500
Chicken (live)	Aug	1500	1150	1213	1400	NA
	Sep	1200	775	1013	1350	NA

- The average prices of live animals mainly sheep in September 2015 increased by 37% in Sana'a and 48% in Hajjah.
- A decrease in the prices of live chicken, which ranged between 25 to 48%, was noticed in Sana'a and Hodeidah governorates respectively.

Table 7 : Average price of fuel (Diesel and Petrol) (YR/Ltr), August/Sept. 2015

Commodities		Governorates				
		Sanaa	Hodeidah	Hajjah	Dhamar	Hadramout
Diesel	Aug	300	313	338	313	208
	Sep	325	313	326	306	170
Petrol	Aug	394	475	419	381	210
	Sep	519	500	493	488	550
Cooking gas	Aug	2875	3500	3125	3275	2700
	Sep	6300	6300	4850	6500	2825

- The average price per liter of diesel and petrol showed a slight increase in September compared with August. The magnitude of this increase was 8% and 32% for diesel and petrol respectively. The prices of these commodities (diesel and petrol) is 113 and 246% higher than the prices in February 2015.
- Significant increase was noticed in the price of cooking gas (18-20kg cylinder). The increase ranges from 88% to 43% in Hadramout and Hodeidah respectively, 55% in Hajja, 98% in Dhamar and 119% in Sana'a compared to August 2015..It must be noted that this increase ranges from 88% in Hadramout , above 200% in Sana'a and Hodeidah, 109% in Hajja and 300 % in Dhamar when compared with the pre-crisis price (February 2015).

Fig.3. Prices trends of Cooking gas (YR/Cylinder) (Feb. – Sept.,2015)

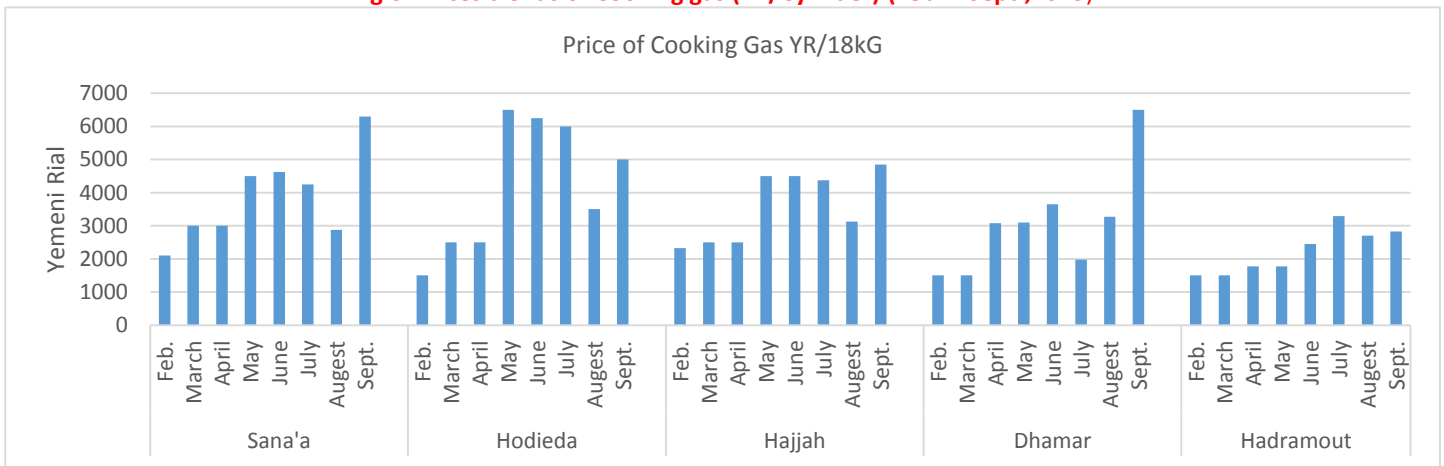
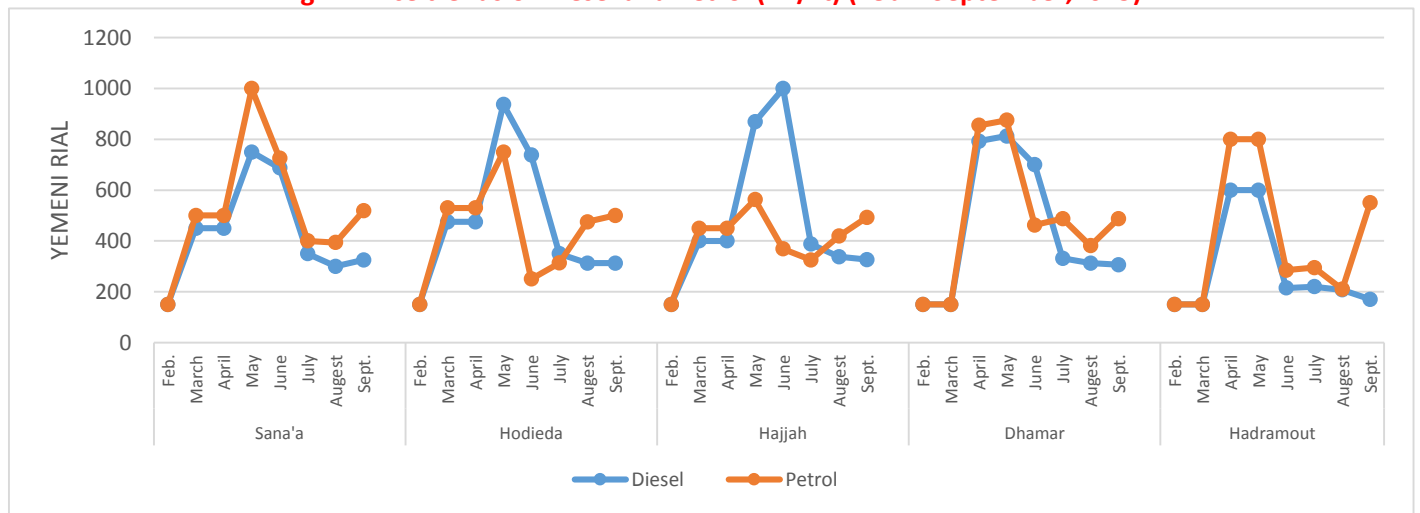


Fig. 4. Price trends of Diesel and Petrol (YR/Lt) (Feb. - September,2015)



The Market information Bulletin is one of the regular products of the FSTS supported by FAO - FSIS Programme funded by the European Union. The contents of this publication are the sole responsibility of FSTS and does not reflect the views of the European Union or FAO.
 For more information please contact: Ministry of Planning and International Cooperation MoPIC /FSTS: Fifth Floor
 Tel/Fax 00-967 -1- 238215
 E. mail: drmukred@yemen.net.ye - www.fsts.gov.com

The Yemen Food Security Information Systems (FSIS) Development Programme is funded by the European Union and implemented by the Food and Agriculture Organization of the United Nations (FAO) and the Food Security Technical Secretariat (FSTS) of the Ministry of Planning and International Cooperation (MOPIC).

