

## MONTHLY MARKET MONITORING BULLETIN

**Issue Number: 4**

**November 2015**

### Background

The market data and information is collected from six FSIS Programme target Governorates through the Governorate Focal Units (GFU) and FSTS in Sanaa city. The prices are collected from Hodeidah, Hajjah, Dhamar, Hadramout, Lahej and Sanaa city markets. The prices collected from at least 3 representative market centers and average is calculated for each location. The Market monitoring bulletin provides tables and charts that shows the monthly prices in the targeted Governorate markets. It also provides and allow the users to compare the current prices with the previous month and the pre-crisis average.



### Highlights

- The supply of essential food commodities improved in most parts of the targeted governorates. According to MoTI, more than 470 thousand tons of wheat grains and 41.8 thousand tons of wheat flour entered in the country during June – September 2015. The increased import of commercial commodities and the humanitarian food assistance contributed to the improved availability and price of the staple food commodities such as wheat and wheat flour.
- During November 2015, there was a relatively better supply and availability of fuel and cooking gas in many of the target governorates. The fuel is traded in both formal and parallel markets. The price comparison of this bulletin is focusing only on the prices in the parallel markets.
- The relative decrease of the average prices of diesel and petrol is mainly related to the improvement of official supply of petrol and diesel through the official channels.
- Availability and average retail price of cooking gas has improved by 6 to 33% compared to October 2015 in the targeted governorates.
- The prices of onions, tomatoes and potatoes has considerably increased in November 2015 which coincides with the onset of winter in the highlands and the beginning of the growing period in the coastal areas.
- The FSIS Governorate focal units in Lahej has started collecting market price information and included as of November 2015.

### Monthly Average Prices of locally produced commodities

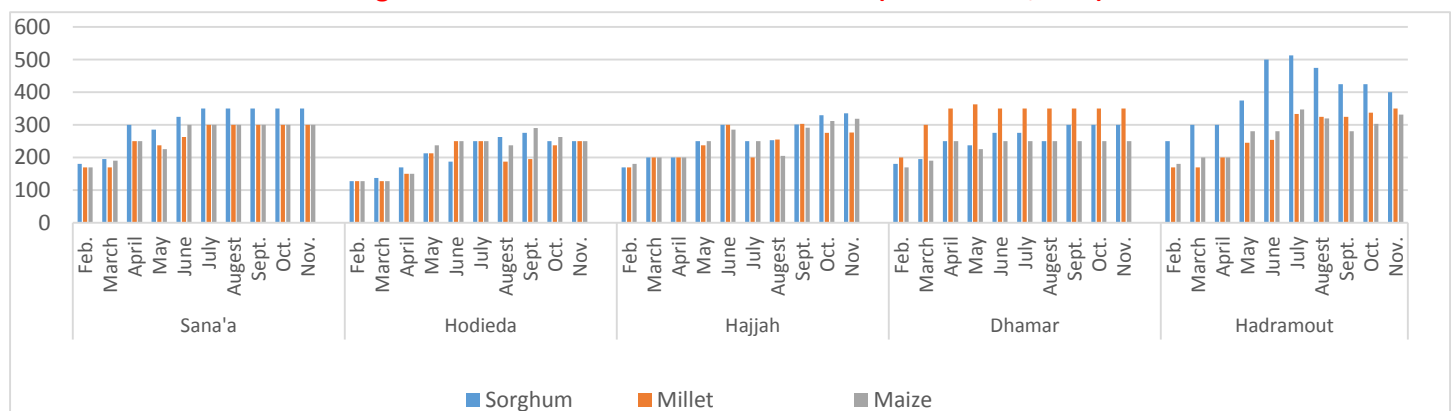
#### Cereals

**Table 1 : Average price of locally produced cereals (YR/Kg), Oct. /Nov. 2015**

Item	Month	Sanaa	Hodeida	Hajjah	Dhamar	Hadram	Lahj
Sorghum	Oct	350	250	330	300	425	.....
	Nov	350	250	335	300	400	200
Millet	Oct	300	238	275	350	338	.....
	Nov	300	250	276	350	350	200
Maize	Oct	300	263	312	250	303	.....
	Nov	300	250	319	250	331	250
Barley	Oct	375	258	280	200	338	.....
	Nov	375	250	310	250	338	283
Faba – Beans	Oct	400	250	268	300	388	.....
	Nov	400	300	260	300	350	.....
Beans	Oct	450	288	352	400	438	.....
	Nov	450	438	400	400	400	463
Lentils	Oct	450	500	386	450	500	.....
	Nov	450	500	400	500	500	575

- There is no significant change on the price of sorghum in November 2015 compared to October 2015, however, fluctuations was observed in Hajja and Hadramout ranging from 2% to -6% respectively. It must be noted that the prices of sorghum in November is significantly higher when compared to the pre-crisis era in February 2015. The increase ranged from 94% to 97% in different targeted governorates.
- The prices of millet remained stable in Sana'a, Dhamar and Hajja. A slight increase in the price was observed in Hadramout and Hudaida when compared with October 2015 reaching up to 4% and 5% respectively. However, when comparing the prices of November 2015 with the pre-crisis era, it appears that there is a significant increase ranging from 62% in Hajja and 106% in Hadramout.
- The average price of millet was 200 YR/Kg in Lahej, which is the lowest in all targeted governorates.
- The average price of maize was stable in most of targeted governorates compared to October 2015, however, there was 10% increase in Hadramout. Still the prices are higher than pre-crisis prices (47% in Dahmar, 76% in Sanaa/Hajjah, 84% in Haidramout and 97% in Hodeidah).

**Fig. 1 .Price trends of the main stable food (Feb. – Nov. ,2015)**



**Imported food commodities**

**Table 2 : Average price of Imported food commodities (YR/Kg), Oct. /Nov. -2015**

Commodities		Governorates					
		Sanaa	Hodeida	Hajjah	Dhamar	Hadram	Lahj
Wheat	Oct	148	110	109	135	158	.....
	Nov	130	100	100	120	170	115
Wheat flour	Oct	170	150	141	150	150	.....
	Nov	163	153	145	150	150	160
Sugar	Oct	185	180	193	195	180	.....
	Nov	185	185	198	200	180	173
Rice	Oct	308	313	264	300	320	.....
	Nov	305	363	253	300	285	367
Veg. oil	Oct	597	373	428	416	300	.....
	Nov	597	347	402	425	312	452

- A slight decrease in the average price of imported wheat was observed in November 2015 when compared with October 2015 in most targeted governorates. This decrease ranged from -8% to -12% in most targeted governorates. However, the price of wheat in Hadramout increased by 8% increase in November 2015 compared to October 2015. It must be noted that the prices of wheat in November 2015 were significantly higher (30% in Hajja and 42% in Hadramout) when compared with the pre-crisis era in February 2015.
- The average price of wheat flour was more or less stable in most targeted governorates. However prices of wheat flour in November 2015 were significantly higher (25% in Sanaa, 27% Hodeidah and 45% in Hajja) when compared to the pre-crisis era in February 2015.
- The average prices of one Kg of sugar was more or less stable in November 2015 when compared to October 2015 in most targeted governorates.
- The average price of rice in November 2015 was more or less stable when compared to October 2015 in Hajjah, Dhamar, while it increased by 16% in Hodiadah and decreased by 11% in Hadramout. However, compared to the pre-crisis price in Feb 2015, there was a significant increase in the average price of rice ranging from 14% in Hadramout to more than 100% in Sana'a and Dhamar.
- A slight increase in the average price of cooking oil was observed in Dhamar and Hadramout and a slight decrease in Hajja and Hodeida. It must be noted that the prices of November 2015 are significantly higher when compared with the pre-crisis era in February 2015. This increase ranged from 1% in Hodeidah to 84% in Sanaa governorates.

**Vegetables**

**Table 3: Average Prices of vegetables (YR/Kg) Oct - Nov-2015. 201**

Commodities	Month	Sanaa	Hodeid	Hajjah	Dhamar	Hdrm	Lahj
Onion	Oct	338	358	362	400	388	.....
	Nov	425	400	425	500	463	400
Tomato	Oct	400	350	383	463	538	.....
	Nov	400	363	350	425	513	363
Potato	Oct	300	275	318	338	331	.....
	Nov	300	250	263	265	350	250
Pepper	Oct	650	825	808	650	863	.....
	Nov	950	688	1017	744	975	1075

- The average price per Kg of onion showed an increase in November 2015 when compared to October 2015. The increase ranged from 12% to 26% in the different targeted governorates. However, there is an increase of 79% in Sanaa, 116% in Hodeidah, 85% in Hajjah, 163% Dhamar, 172% in Hadramout compared to the prices of pre-crisis era in February 2015.
- The price of pepper increased in Sanna by 46% and 26% in Hajja compared to the prices in October 2015.

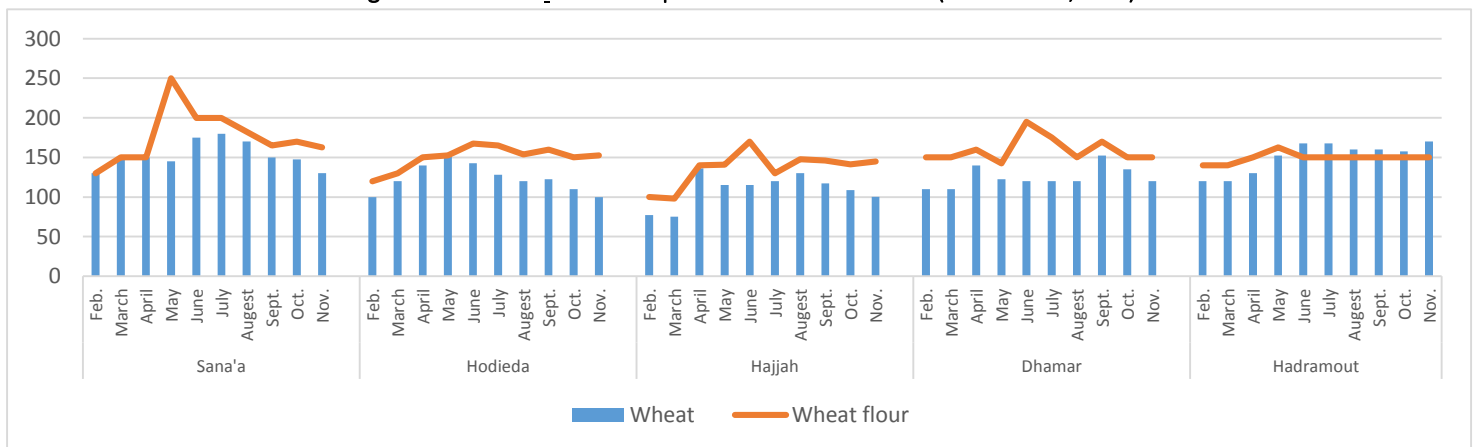
**Fisheries**

**Table (4) : Availability & Average price of common fish types (YR/Kg), Oct. - Nov. 2015**

Governorates		Common Fish Types			
		Thamad	Sakhla	Bagha	Jahsh
Sana'a	Oct	1550	1625	600	1450
	Nov	1725	2050	525	1525
Dhamar	Oct	2600	2900	725	1800
	Nov	NA	3075	738	1800
Hodeidah	Oct	1500	1925	500	1500
	Nov	NA	1650	500	1400
Hadramout	Oct	1200	4200	575	988
	Nov	1200	3375	563	863
Hajjah	Oct	1867	2050	417	1658
	Nov	1846	1950	329	1317
Lahj	Oct	.....	.....	.....	.....
	Nov	1738	.....	725	1000

- The average price per Kg of Thamad fish showed a slight increase in Sana'a by 11% in November 2015 compared to October of the same year while it was relatively stable in other targeted governorates.
- The average price of one Kg of Sakhla showed an increase in Sana'a by 26% and 6% in Dhamar compared to October while showed a decrease in Huidaida, Hadramout and Hajja.
- The average price of Jahsh was significantly lower in Hadramout in November 2015 compared to other targeted governorates.
- The prices of Thamad and Jahesh fish in Lahej in November 2015 was slightly lower when compared to the prices in other governorates.

**Fig. 2. Price trends of main imported food commodities (Feb. – Nov. ,2015)**



### Livestock and livestock products

**Table 5 : Average price of animal products (YR/Kg) Oct. -Nov.-2015**

Commodities		Governorates					
		Sanaa	Hodeidah	Hajjah	Dhamar	Hadramout	Lahj
Beef)	Oct	2000	2500	2233	2000	NA	.....
	Nov	2000	2500	2275	2000	NA	.....
Mutton	Oct	2500	2500	2300	2500	3200	.....
	Nov	2500	2500	2350	2500	3150	2500
Milk (liter)	Oct	300	350	444	450	355	.....
	Nov	300	400	438	300	350	.....
Chicken meat	Oct	1025	1025	1171	963	863	.....
	Nov	950	975	1238	850	800	1194
Eggs 30/pack	Oct	863	888	933	863	869	.....
	Nov	825	700	754	713	788	813

- The average price of beef and mutton was relatively stable in November 2015 when compared to October of the same year.
- Average prices of milk was stable in Sana'a in November 2015 compared to October 2015. However the average price of milk showed 33% decrease in Dhamar while it showed 14% increase in Hudaida during the same period.
- The average price of one Kg chicken meat showed a slight decrease in November 2015 compared to October of the same year in Sana'a, Dhamar and Hadramout.
- The average price of one Kg chicken meat showed a slight increase in Hajja governorate.

**Table 6 : Average price of live animal (YR/Head),Oct. -Nov. ,2015**

Commodity	months	Governorates					
		Sanaa	Hodeid.	Hajja	Dhamr	Hadramout	Lahj
Sheep/6 month	Oct	24000	15000	18125	24125	19000	.....
	Nov	24250	15250	13000	20000	18000	15000
Sheep/12 month	Oct	30000	23000	21500	28000	28000	.....
	Nov	32250	22500	21750	27000	28000	25750
Goat /6 month	Oct	24500	18750	17125	22500	22500	.....
	Nov	25500	18000	11250	21000	20000	13000
Goat/12 month	Oct	34500	26000	19750	27500	30000	.....
	Nov	35750	26000	20375	28000	30000	31250
Chicken (live)	Oct	888	863	1075	1200	NA	.....
	Nov	1000	888	1075	1175	NA	838

- The average price of a six months and 12 months old sheep showed a slight decrease in November 2015 compared to October 2015 in most targeted governorates.
- The average prices of six months old sheep decreased by 28% in Hajjah and 17% in Dhamar compared to Oct 2015, while prices declined between 20% and 33% in about all governorates compared with pre-crisis period.
- The average price of live chicken increased by 12.6% in Sana'a and 3% in Hudaida while it decreased by 2% in Dhamar. The prices of live chicken remained stable in Hajja.
- Average prices of live chicken appeared to be the lowest in Lahej when compared to other targeted governorates.

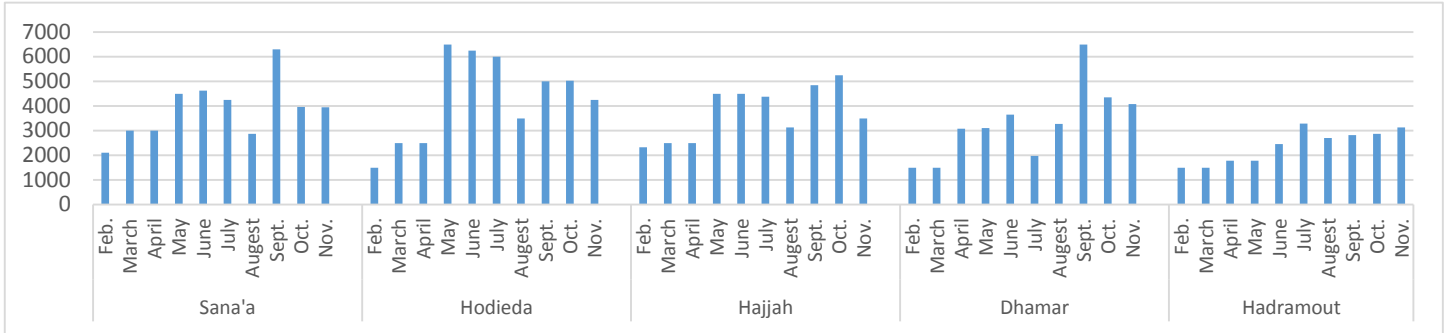
**Table 7 : Average price of fuel (Diesel and Petrol) (YR/Ltr), Oct. /Nov. 2015**

Commodities		Governorates					
		Sanaa	Hodeidah	Hajjah	Dhamar	Hadramout	Lahj
Diesel	Oct	323	325	327	344	190	.....
	Nov	325	300	292	319	213	300
Petrol	Oct	519	575	588	494	275	.....
	Nov	419	463	404	381	250	294
Cooking gas	Oct	3963	5025	5250	4350	2875	.....
	Nov	3954	4250	3500	4075	3125	6025

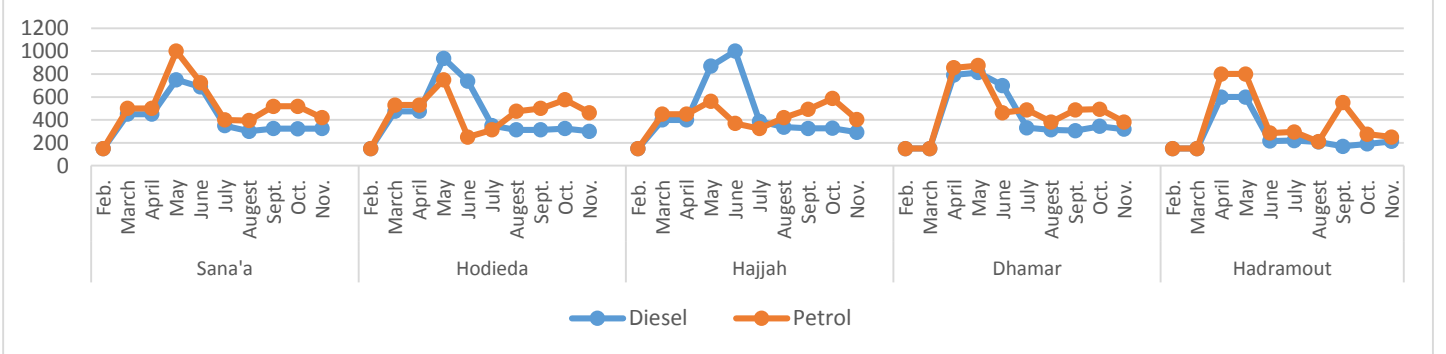
- During November 2015, there was a relatively better supply and availability of fuel and cooking gas in many of the target governorates. The fuel is traded in both formal and parallel markets. Please note that the comparison is only for the parallel market prices while the fuel stations are using a fixed price in all governorates.
- The prices of these commodities have showed a relative improvement as a result of improved supply and distribution.

- The price of diesel decreased by 8% in Hudaida, 11% in Hajja and 7% in Dhamar compared to October 2015 while the price increased by 12% in Hadramout. However, the prices of diesel is still very high (117% in Sana'a, 100% in Hudaidah, 95% in Hajja, 113% in Dhamar and 42% in Hadramout) compared to the prices of pre-crisis period in all target governorates.
- Due to the increased supply the average price of petrol showed a decrease in November 2015 compared to October 2015 in all targeted governorates. The price decreased by 19% in Sana'a, 20% in Hudaidah, 31% in Hajja, 23% in Dhamar and 9% in Hadramout. However, the prices of petrol is still very high (179% in Sana'a, 208% in Hudaidah, 169% in Hajja, 154% in Dhamar and 67% in Hadramout) compared to the prices in the pre-crisis period in all target governorates.
- The average price of 18 kg cylinder cooking gas was stable in Sana'a compared to Oct 2015, while the price dropped by 15% in Hudaida, 33% in Hajja and 6% in Dhamar compared to October 2015. Never the less, the price has increased by 9% in Hadramout. Still, the prices of 18 Kg cooking gas is still very high (88% in Sana'a, 183% in Hudaidah, 51% in Hajja, 172% in Dhamar and 108% in Hadramout) compared to the prices of the pre-crisis period – February 2015.

**Fig.3. Prices trends of Cooking gas (YR/Cylinder) (Feb. – Nov.,2015)**



**Fig.3. Prices trends of Diesel and petrol (YR/ltr) (Feb. – Nov.,2015)**



The Market information Bulletin is one of the regular products of the FSTS supported by FAO - FSIS Programme funded by the European Union. The contents of this publication are the sole responsibility of FSTS and does not reflect the views of the European Union or FAO.  
For more information please contact: Ministry of Planning and International Cooperation MoPIC /FSTS: Fifth Floor  
Tel/Fax 00-967 -1- 238215  
E. mail: [drmukred@yemen.net.ye](mailto:drmukred@yemen.net.ye) - [www.fsts-gov.com](http://www.fsts-gov.com)

The Yemen Food Security Information Systems (FSIS) Development Programme is funded by the European Union and implemented by the Food and Agriculture Organization of the United Nations (FAO) and the Food Security Technical Secretariat (FSTS) of the Ministry of Planning and International Cooperation (MOPIC).



**Food and Agriculture Organization  
of the United Nations**

